

Property Crimes

Facilitator Guide

Session Overview

Introduction and Learning Objectives	10m
Discussion – Problem Statement	10m
GROUP EXERCISE – Property Crimes (5/60/25)	90m
Break (some point during group exercise)	10m
Conclusion	10m
End of Session / Break	10m

Total Session Time: 2 hours

Main Topics of Session:

- *Burglary, Trespass, Vehicle Prowl*
- *Theft*
- *Retail Theft*
- *Possession of Stolen Property*
- *Malicious Mischief*
- *Reckless Burning*
- *Arson*

Facilitators Needed: 1(CL)

Location: Classroom

Materials Needed:

- *PowerPoint - Property Crimes*
- *FG Supp - ANSWER KEY - Property Crime Exercise*
- *HANDOUT[p] - Property Crime Offenses Exercise*

Students Should Already Have:

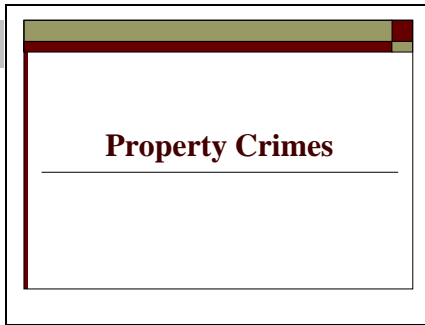
- *Pocket Press Books*
- **[THUMB DRIVE]**
- *HANDOUT - Burg & Trespass Flowchart (M03/S05)*
- *HANDOUT - Burg, Veh Prowl, & Trespass (M03/S05)*



Property Crimes

Facilitator Guide

#1

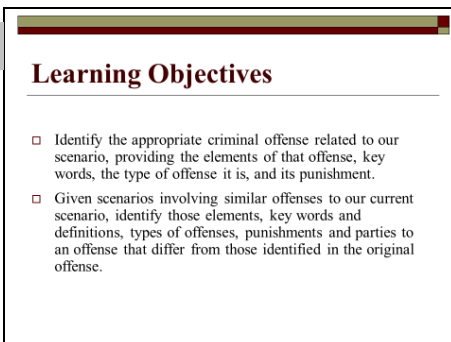


SAY TO CLASS

In previous modules you learned how to determine elements of an offense, key words, the type of offense it was, and its punishment. In this session, you will use this knowledge and apply it so you can learn about the criminal offenses of malicious mischief, criminal trespass, theft and burglary.

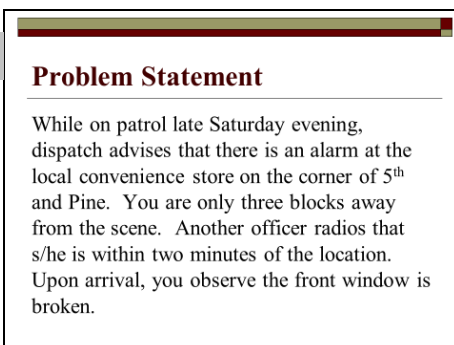
- Elements
- Key Words
- Burg, Tres, Veh Prowl, Mal Misc, & Theft

#2



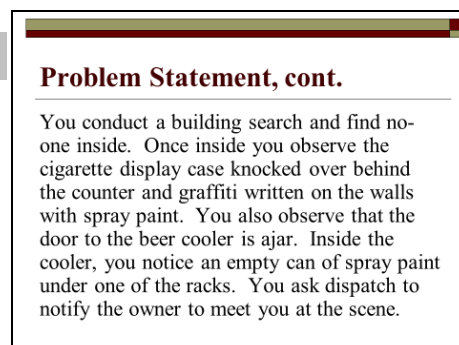
- Identify the appropriate criminal offense related to our scenario, providing the elements of that offense, key words, the type of offense it is, and its punishment.
- Given scenarios involving similar offenses to our current scenario, identify those elements, key words and definitions, types of offenses, punishments and parties to an offense that differ from those identified in the original offense.

#3



While on patrol late Saturday evening, dispatch advises that there is an alarm at the local convenience store on the corner of 5th and Pine. You are only three blocks away from the scene. Another officer radios that s/he is within two minutes of the location. Upon arrival, you observe the front window is broken.

#4



You conduct a building search and find no-one inside. Once inside you observe the cigarette display case knocked over behind the counter and graffiti written on the walls with spray paint. You also observe that the door to the beer cooler is ajar. Inside the cooler, you notice an empty can of spray paint under one of the racks. You ask dispatch to notify the owner to meet you at the scene.



Property Crimes

Facilitator Guide



PROBLEM STATEMENT - Convenience Store Break-In (PART I)

While on patrol late Saturday evening, dispatch advises that there is an alarm at the local convenience store on the corner of 5th and Pine. You are only three blocks away from the scene. Another officer radios that s/he is within two minutes of the location. Upon arrival, you observe the front window is broken.

PROBLEM STATEMENT - Convenience Store Break-In (PART II)

You conduct your building search and find no-one inside. Once inside you observe the cigarette display case knocked over behind the counter and graffiti written on the walls with spray paint. You also observe that the door to the beer cooler is ajar. Inside the cooler, you notice an empty can of spray paint under one of the racks. You ask dispatch to notify the owner to meet you at the scene.



DISCUSSION

QTC: What do you need to know in order to determine the appropriate criminal offense for our scenario?

AR: About the offense of burglary, criminal trespass, malicious mischief and theft.

The key definitions for each offense, the key elements of each crime, classes of crimes, and liability for conduct of another (Complicity Articles).



GROUP EXERCISE - Crimes Against Property

Time: 90 min (5 prep / 60 work / 25 discussion) /Break during exercise

- Materials:**
- HANDOUT[p] - Property Crime Offenses Exercise
 - FG Supp - ANSWER KEY - Property Crime Exercise
 - (should already have) HANDOUT - Burg & Trespass Flowchart
 - (should already have) HANDOUT - Burg, Veh Prowl, & Trespass
 - RCWs

Instructions: You will each *individually* complete this assignment during class. Please do it on your own. Once your entire squad has finished, let me know. At that point, the squad will work together to come to a consensus. Once that is completed, let me know, and we'll verify that the answers are correct.

NTF: Wait until the entire squad has come to a consensus on all the scenarios before giving the answer key or the other handout.



Property Crimes

Facilitator Guide

#5

Review

- Criminal Offenses
 - Definitions
 - Key words
 - Elements
 - Punishments
- Classes of Crimes
- Complicity

**BREAK/END OF SESSION**