

STANDARDIZED FIELD SOBRIETY TESTING INSTRUCTIONS AND CLUES

Designed by the Chelan County Sheriff's Office and
funded by the Washington Traffic Safety Commission



HORIZONTAL GAZE NYSTAGMUS

1. I am going to check your eyes. (Please remove your glasses.)
2. (Are you wearing contact lenses?) Keep your head still and follow this stimulus with your eyes only.
3. Do not move your head.
4. Do you understand?
5. Position stimulus approximately 12" - 15" in front of eyes.
6. Check for equal pupil size.
7. Check for equal tracking.
8. Check for the following clues, beginning with suspect's left eye:

BLINDNESS: NONE LEFT EYE RIGHT EYE	TRACKING: EQUAL UNEQUAL	EYES: NORMAL BLOODSHOT WATERY OTHER
ABLE TO FOLLOW STIMULUS: YES NO	EYELIDS: NORMAL DROOPY	
HORIZONTAL GAZE NYSTAGMUS		
	L-EYE	R-EYE
LACK OF SMOOTH PURSUIT		VERTICAL NYSTAGMUS YES NO
DISTINCT NYSTAGMUS AT MAXIMUM DEVIATION		CORRECTIVE LENS: NONE GLASSES CONTACTS: HARD SOFT
NYSTAGMUS PRIOR TO 45 DEGREES		PUPIL SIZE: EQUAL UNEQUAL (EXPLAIN)

9. Check for vertical nystagmus.

WALK AND TURN INSTRUCTIONS

1. Put your left foot on the line. (Demonstrate)
2. Put your right foot on the line ahead of the left foot, with the heel of your right foot touching the toe of your left foot. (Demonstrate)
3. Place your arms at your sides and keep this position until I ask you to begin. (Demonstrate) Do not start to walk until I ask you to do so. Do you understand?
4. When I ask you to start, take nine heel-to-toe steps down the line, turn around, and take nine heel-to-toe steps back.
5. When you turn, keep your front foot on the line, and turn by taking a series of small steps with the other foot. (Demonstrate)
6. While you are walking, keep your arms at your sides, watch your feet at all times, and count your steps out loud.
7. Once you start walking, do not stop until you have completed the test. Count the first step from the heel-to-toe position as step one.
8. Do you understand?

Scoring Clues:

Instruction Cannot keep balance _____

Phase: Starts too soon _____

Walking Stops while walking

Phase: Steps off line

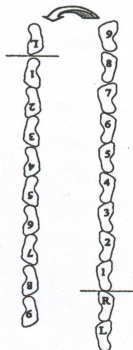
Wrong number of steps

Misses heel-to-toe

Uses arms to balance

Improper turn

1st	2nd
NINE	NINE



Description of Improper Turn

ONE LEG STAND INSTRUCTIONS

1. Stand with your feet together and your arms down at your sides. (Demonstrate)
2. Do not start the test until I tell you to do so. Do you understand?
3. When I tell you to begin, raise one leg. (either leg) approximately 6" off of the ground, with the toe pointed out. Keep both legs straight, arms at your sides. (Demonstrate)
4. While holding this position, count out loud in the following manner: 1001, 1002, 1003, and so on, until I tell you to stop. (Demonstrate)
5. Keep your arms at your sides at all times and keep watching your raised foot.
6. If you put your foot down, raise it back up and continue counting where you left off.
7. Do you understand?
8. You may begin the test.
(Officer times the suspect for 30 seconds)




Scoring Clues:

- | | | |
|-----|-----------------------|-----|
| () | Sways while balancing | () |
| () | Uses arms to balance | () |
| () | Hopping | () |
| () | Puts foot down | () |

ROMBERG/BALANCE

1. Stand with your feet together and arms down at your sides. (Demonstrate)
2. Do not perform test until I tell you to do so.
3. When I tell you to begin, I want you to tilt your head back, close your eyes, and estimate the passage of 30 seconds. When 30 seconds have passed, open your eyes, look at me, and say "STOP."
4. Do you understand? (Officer times suspect with watch.)
5. If alphabet used: When I tell you to begin, close your eyes, tilt your head back, put arms at sides and recite entire alphabet out loud in a slow, non-rhythmic manner. Remain in position until I tell you to stop.
(Not recommended)
6. If counting used: When I tell you to begin, close your eyes, tilt your head back, and keep your arms at your sides. Count out loud from _____ to _____.
(Not recommended)

Scoring Clues:



INTERNAL CLOCK

____ ESTIMATED AT 30 SECONDS

- Inability to stand still or steady
- Swaying (estimate inches)
- Actual seconds used
- Body tremors
- Eye lid tremors
- Muscle tremors
- Sounds or noises made

MODIFIED FINGER TO NOSE

1. Please stand with your feet together, arms at your side with your index fingers pointed, and palms facing out.
2. Do not start the test until I tell you to do so.
3. Do you understand the instructions so far? (Make sure suspect indicates understanding with verbal response.)
4. When I tell you to start, tilt your head back and then close both eyes. (Do not demonstrate due to officer safety reasons.)
5. When I tell you to, bring the hand you are directed to upward, touching the tip of your finger to the tip of your nose.
6. After touching your nose, immediately bring your hand back down to your side.
7. Do you understand all the instructions so far? (Make sure suspect indicates understanding with verbal response.)
8. Conduct the test in the following sequence - left, right, left, right, right, left.

Scoring Clues:

- Swaying
- Unable to touch end of nose
- Did not use tip of finger
- Eye lid tremors
- Muscle tremors
- Opens eye

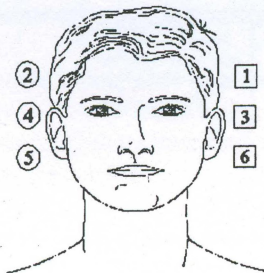


RIGHT



LEFT

DRAW LINES FROM SPOTS TOUCHED



- | | | |
|--|-----|----|
| 1. Do you have any physical defects? | YES | NO |
| 2. Do you limp? | YES | NO |
| 3. Are you sick or injured? | YES | NO |
| 4. Are you under the care of a doctor or dentist? | YES | NO |
| 5. Have you taken any medication/drugs
in the past 24 hrs.? | YES | NO |
| a. What? _____ | | |
| 6. Is there anything mechanically wrong with
your vehicle? | YES | NO |
| 7. Have you been drinking alcoholic beverages? | YES | NO |
| a. What? _____ | | |
| 8. How much? _____ | | |
| a. When did you start? _____ | | |
| 9. Who have you been drinking with? _____ | | |
| 10. Where were you drinking? _____ | | |
| 11. Time of last drink? _____ | | |

CHRONOLOGY

Name _____

Incident # _____

Time of Stop _____

Time of S.F.S.T.s _____

Time in Custody _____

Miranda Read _____

Time Enroute B.A.C. _____

Time Arrived B.A.C. _____

Vehicle Waived/Towed _____

If Towed, by Whom _____